

# UNIVERSITY OF NORTH BENGAL

Accredited by NAAC with Grade B++

**Dr. Debasis Dutta**  
Controller of Examinations  
Phone: +91-0353-2776365  
E-mail: [nbuce@nbu.ac.in](mailto:nbuce@nbu.ac.in)



समानो मन्त्रः समितिः समानी

P.O- North Bengal University  
Raja Rammohanpur  
Dist. Darjeeling, West Bengal  
India, Pin- 734013  
Website: [www.nbu.ac.in](http://www.nbu.ac.in)

Ref No.: 3193/B/CE-2023

Dated: 12/10/2023

## GENERAL INSTRUCTIONS & GUIDELINES FOR THE STUDENTS TO GENERATE ABC ID

This is to inform all the students concerned that the University of North Bengal has implemented Academic Bank of Credits in response to letter no. D.O.F No. 1-1/2022(ABC) dated 13/05/2022 issued by the University Grants Commission (UGC) to manage the Academic records & credits earned by the students of this University.

Henceforth, we request all students to register themselves with the Academic Bank of Credits at [www.abc.gov.in](http://www.abc.gov.in) and obtain a unique ABC ID. It is mandatory for filling in examination form and appearing in semester examinations. We would like to emphasize that hard copies of marksheets will not be issued to those candidates who fail to submit their ABC ID during the examination form filling process.

To get more information and register yourself with the Academic Bank of Credits (ABC) and obtain a unique ABC ID please click on the following link: [https://exam.nbu.ac.in/exr/nad\\_cell.aspx](https://exam.nbu.ac.in/exr/nad_cell.aspx) or follow the steps given below:

Step 1: Visit the official website of the Academic Bank of Credits at [www.abc.gov.in](http://www.abc.gov.in) .

Step 2: Click on the "Student Registration" option available on the homepage.

- If you are already having a Digilocker account, sign in

Step 3: For new user, click "Sign Up for Meri Pehchaan"


- Enter mobile number, and click "Generate OTP". Submit the OTP and click on Verify.
- Fill all necessary details such as Full Name, Date of Birth, Gender etc. in the registration form.
- Create a username, Pin (6 digits numerical) & confirm the Pin again.
- check the option "I consent to Meri Pehchan terms of use" and click on verify

Step 5: Insert your Aadhaar Number to verify your account with Aadhaar and click on Continue.

Sep 6: Insert the OTP received on your registered mobile number and click on Submit.

Step 7 Select your Institution type "University" & Selected your Institution name "University of North Bengal" and click on submit.

Step 8: Once you complete the process, you will see your unique ABC ID on your dashboard. Note down your ABC-ID for filling in the examination forms and share the same with your Department/College.

  
Controller of Examinations  
University of North Bengal



# UNIVERSITY OF NORTH BENGAL

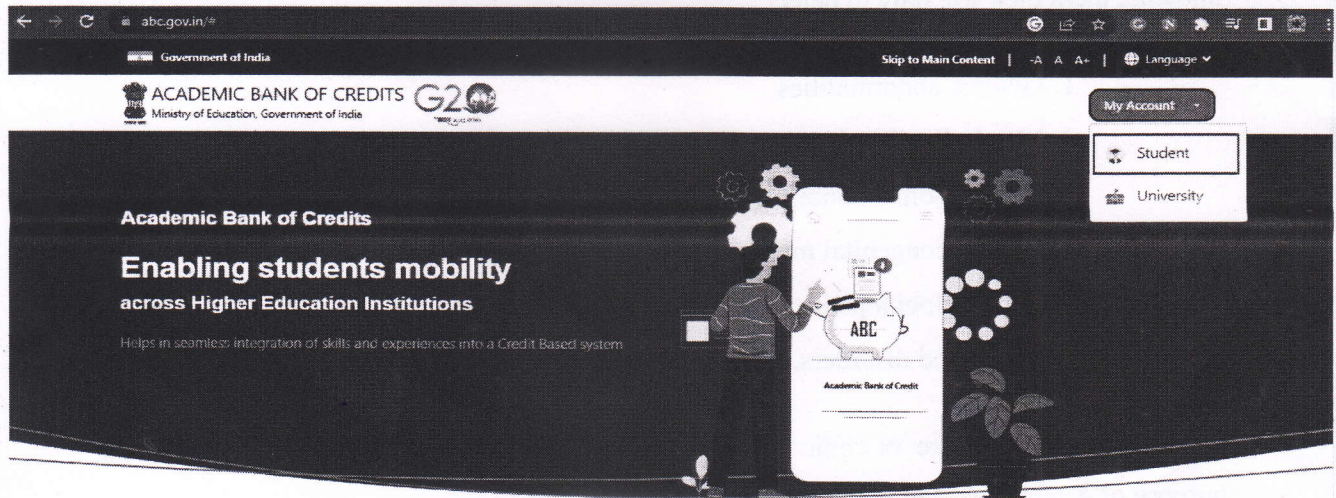
Accredited by NAAC with Grade B++

**Dr. Debasis Dutta**  
Controller of Examinations  
Phone: +91-0353-2776365  
E-mail: [nbuce@nbu.ac.in](mailto:nbuce@nbu.ac.in)



समानो मन्त्रः समितिः समानी

P.O- North Bengal University  
Raja Rammohanpur  
Dist. Darjeeling, West Bengal  
India, Pin- 734013  
Website: [www.nbu.ac.in](http://www.nbu.ac.in)



Sept-1: To create ABC-ID open the website [www.abc.gov.in](http://www.abc.gov.in) in the browser. Click on My Account Tab. Select Student option.

Step-1: If you are already having a digilocker account, sign in.

Step-3: For new user, click "Sign Up for Meri Pehchaan". Fill all the required fields and click on verify.



# UNIVERSITY OF NORTH BENGAL

Accredited by NAAC with Grade B++

**Dr. Debasis Dutta**

Controller of Examinations

Phone: +91-0353-2776365

E-mail: [nbuce@nbu.ac.in](mailto:nbuce@nbu.ac.in)



समानो मन्त्रः समितिः समानी

P.O- North Bengal University

Raja Rammohanpur

Dist. Darjeeling, West Bengal

India, Pin- 734013

Website: [www.nbu.ac.in](http://www.nbu.ac.in)



Thank You for Signing up for DigiLocker MeriPehchaan Service. You may use your credentials for accessing all MeriPehchaan Services.

Verify your account with Aadhaar

Aadhaar Number\*

DigiLocker uses Aadhaar to do further authentication of the user.

Continue

Skip now

Step-4: Insert your Aadhaar Number to verify your account with Aadhaar and click on Continue.



Verify OTP

AADHAAR has sent a OTP to your mobile ending in


\*\*\*\*\*0503(valid for 10 mins).

Enter OTP\*

Resend OTP in 01:54

Submit

Step- 5: Insert the OTP received on your registered mobile number and click on Submit.



I am a student at...

University  Skill  College  Others

(Tick your Institution type)

University of North Bengal

(Select your institution name from the list)

Submit

Step-5: Select your Institution type "University" & Institution name "University of North Bengal" and click on submit.



ABC Student Account Created

Begin your Transformation journey now !

Your ABC ID is

921- XXX- XXX-XXX

We use basic information from your DigiLocker account to identify you and allow access to ABC platform

Go to Dashboard

Step-6: Congratulation! You have successfully created your ABC ID. Note it down for your future reference.